


02.02 RC/E2 roll cage

The collapsible container solution


> Optimised for storage and transport

> Light design



Easily adjustable straps


RC/E2 Basic model with textile strap (accessories)



Folding sequence

Wire shelf (optional)

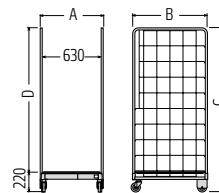
The wire shelf can be attached at intervals of 162 mm.



Standard equipment: chassis made of metal, collapsible with sheet steel hinges. Hinged support surface made of wire mesh. Side panels made of square tube frame with wire mesh.

Castors: 2 fixed and 2 swivel castors made of polyamide.

Surface finish: high gloss, galvanised, chrome-plated.



RC/E2



Order no.	06.06 103.50
A x B x C, length x width x height (mm)	685 x 810 x 1,770
D, loading height (mm)	1,550
Mesh size (mm)	162 x 135
Castor Ø (mm)	100
Total load capacity / per shelf (kg)	400 / 75
Weight (kg)	28
Accessories	
Wire shelf	77.04 664.50
Textile strap	00.22 467.00
Rubber strap	00.14 207.00